

HCL Connections 7

A deep dive



Agenda

Tailored Experience

- Wizard
- Templates
- Highlights

Microsoft Ecosystem Support

- Teams
- Outlook
- SharePoint
- Office

Export to PDF

Cloud Native for CP



René Schimmer

Product Manager HCL Connections
HCL Software

rene.schimmer@hcl.com

+1 949-292-5025

The HCL logo, consisting of the letters 'HCL' in a bold, blue, sans-serif font.

Please Note


HCL's statements regarding its plans, directions, and intent are subject to change or withdrawal without notice and at HCL's sole discretion.

Information regarding potential future products is intended to outline our general product direction and it should not be relied on in making a purchasing decision.

The information mentioned regarding potential future products is not a commitment, promise, or legal obligation to deliver any material, code or functionality. Information about potential future products may not be incorporated into any contract.

The development, release, and timing of any future features or functionality described for our products remains at our sole discretion.

Performance is based on measurements and projections using standard HCL benchmarks in a controlled environment. The actual throughput or performance that any user will experience will vary depending upon many factors, including considerations such as the amount of multiprogramming in the user's job stream, the I/O configuration, the storage configuration, and the workload processed. Therefore, no assurance can be given that an individual user will achieve results similar to those stated here.





Tailored Experience

Save time and achieve better outcomes
by building better Communities faster

Wizard
Templates
Highlights

Creation Wizard - Step by step to success

A new experience makes it easier for users to create engaging Communities faster.

Step-by-step

A step-by-step process takes users by the hand guiding them through the process of creating a Community.

New Design

A clear and focussed design reduces the clicks and steps saving time and effort.

Mobile Support

For the first time the complete experience is now available on mobile devices - users can complete the entire Community creation on their tablets (phone support to come).



Cancel

Start a Community

Create New Community



Community Details

Template selection

Add Members

Optional Settings

Tagging

Web Address

Community Details

Add Community Name*

Required*

A place for our Leaders in the South-West region

Community Type

- Publicly listed People can see name, description and avatar, and can request to join
- Private People must be invited to join
- Public Anyone in organization can join

Select or Upload Community Avatar

Click on the image to select an avatar or upload your own

NEXT →



area

and

states



Templates. Save time, repeat what works

Whether you want to achieve a consistent look-and-feel across your organization's Communities or you run repeatable projects that rely on best-practices as part of every new project - Connections Community templates dramatically shorten the time to get productive.

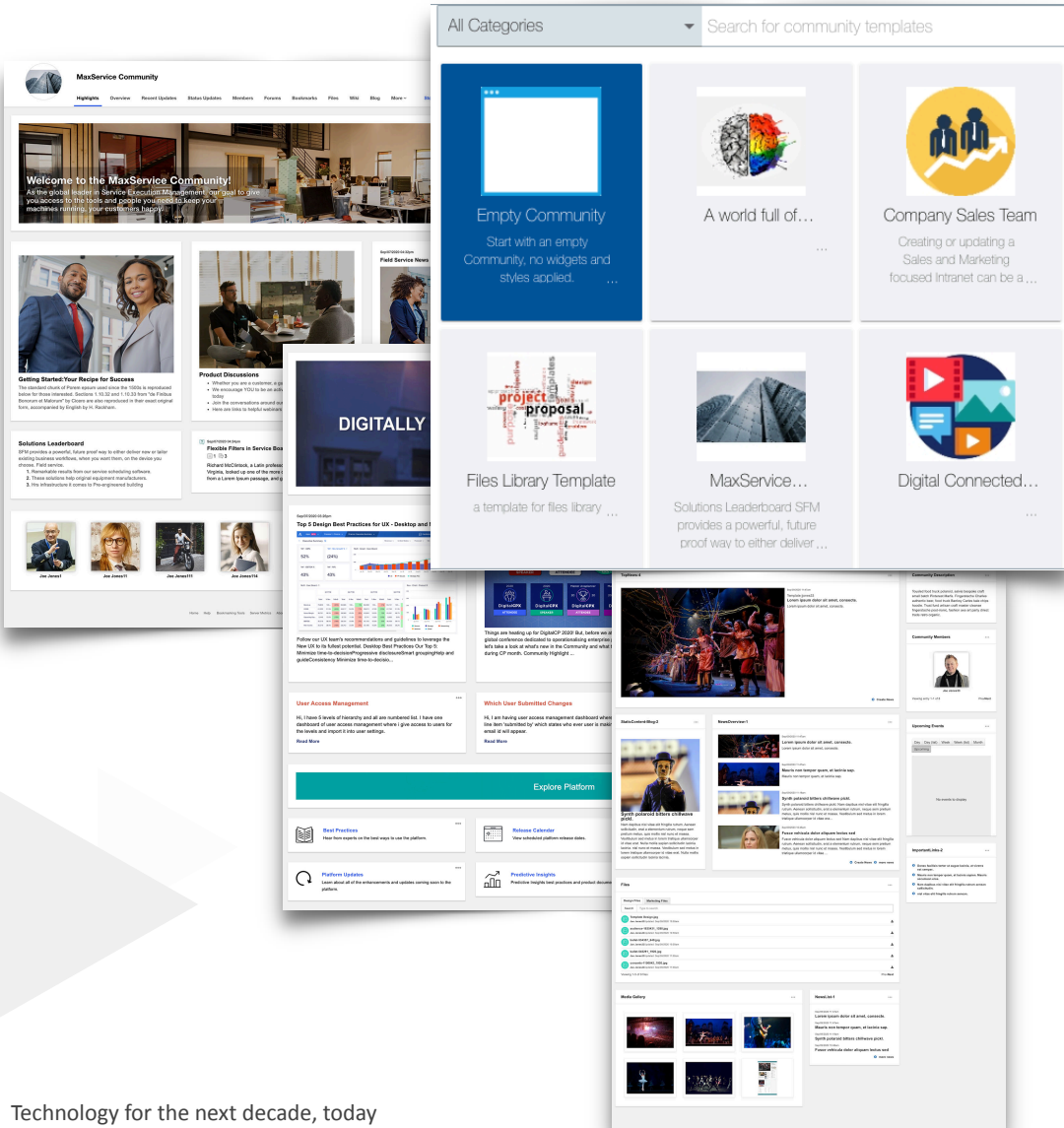
Templates populate new Communities with

- Layout
- Community applications
- Content (Files, Wiki, Blog, etc)



Templates. Save time, repeat what works

Enable your end-users to create engaging and successful Communities



- **Stay in control**
Consistent quality is insured through Template Manager approved templates
- **Save time**
Community owners get a head start with professional layouts rather than trying to make everything look good
- **Repeat Success**
Start a new project with existing content aiding rapid and repeatable success

Highlights - Build the experience you need


A new Highlights experience that seamlessly integrates standard Connections apps with dynamic and configurable widgets.

Variety is everywhere - every project is unique; different teams need different tools.

With the updated Highlights page we establish a new default landing page for Communities that allows you to tailor your project space to your needs - and easier than ever.

Updated Highlights Experience

- Apps and Widgets side-by-side
- Improved layout builder
- Replaces Overview for new Communities
- Highlights is now the default landing page
- Aggregated views for Files, News, Blogs, etc





Long Beach City



Highlights

Overview

Recent Updates

Status Updates

Members

Forums

More

Stop Following this Community

Community Actions

CLOSE

Widgets

Layout

Page Settings

Add Widgets

Hidden Widgets



Activity Stream



ATOM/RSS Feed



Clipping



Community Description



Community Members



Event



Featured Communities



Files



Files Explorer



Forum



HTML



Ideaion Blog



iFrame



Important Links



Links



Media Gallery



My Communities



My Files



My Links



My Notes



My Quicklinks



Navigation



News



News Channel



News List



News Overview



News Slider



People Birthday



People Finder



People Selector



Pinned Files



Popular Content



Preferences


Microsoft 365 Ecosystem Support

Teams
Outlook
SharePoint
Office

Teams Integration

The Teams integration is made up of a number of integration points helping the user to make the best out of their Teams and Connections investments.

- **One-To-One chat**
Start a direct chat with a person right from the Connections Profile card, Important-To-Me bubble, or Profile page
- **Share with Channel**
If you see a Connections page that your team should see, simply click the share button on top to post to a channel
- **Messaging Extension**
When in Teams, simply share a recent Connections Community, File, Wiki, or browse your files right from your chat window
- **Connections Tab App**
Bring an entire Connections Community app to a Teams channel so that all members can easily find important project information

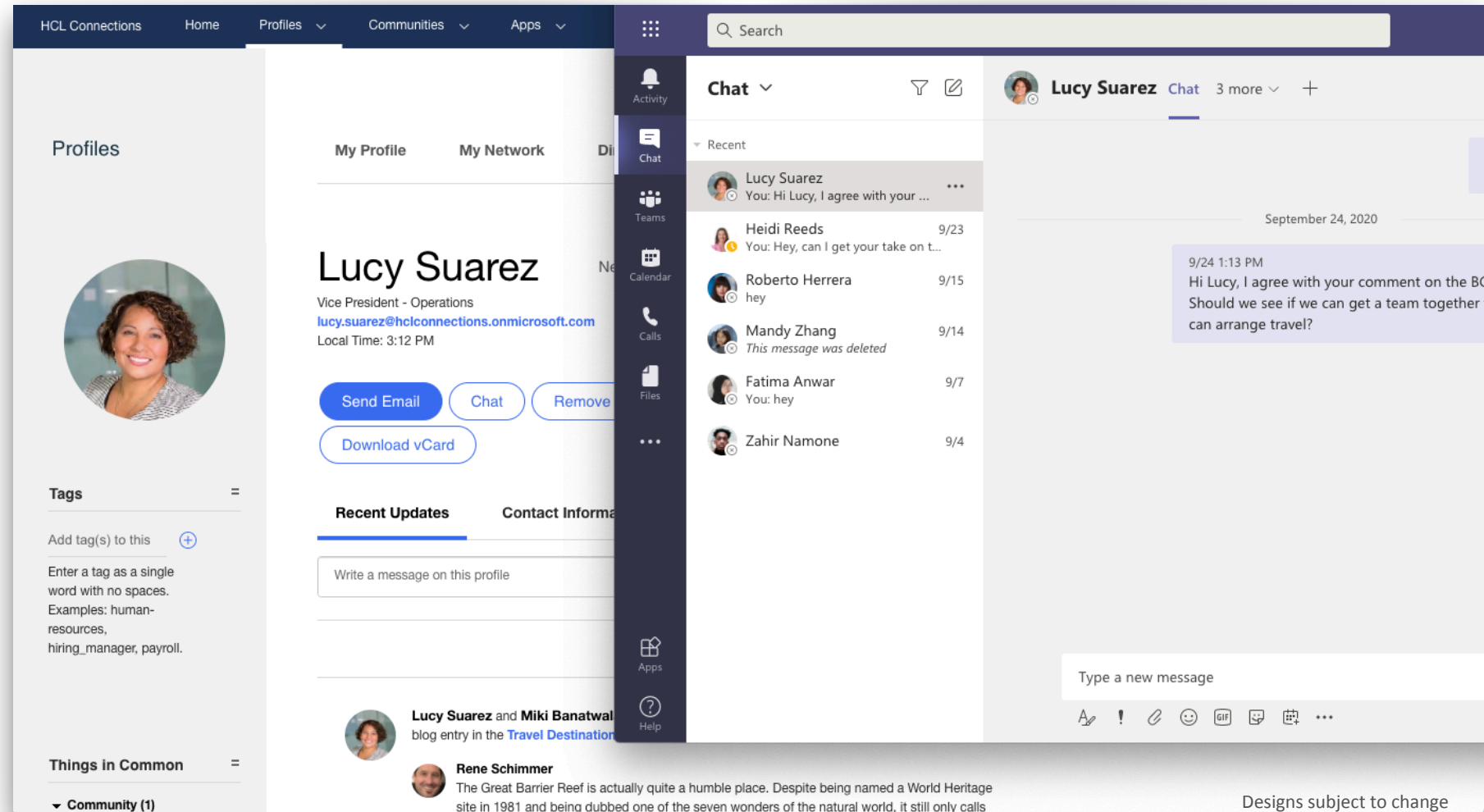


One-to-One Chat

Start a direct chat with a person

When a quick conversation is all you need to get a quick answer, the Connections Teams integration allows you to start a chat from the...

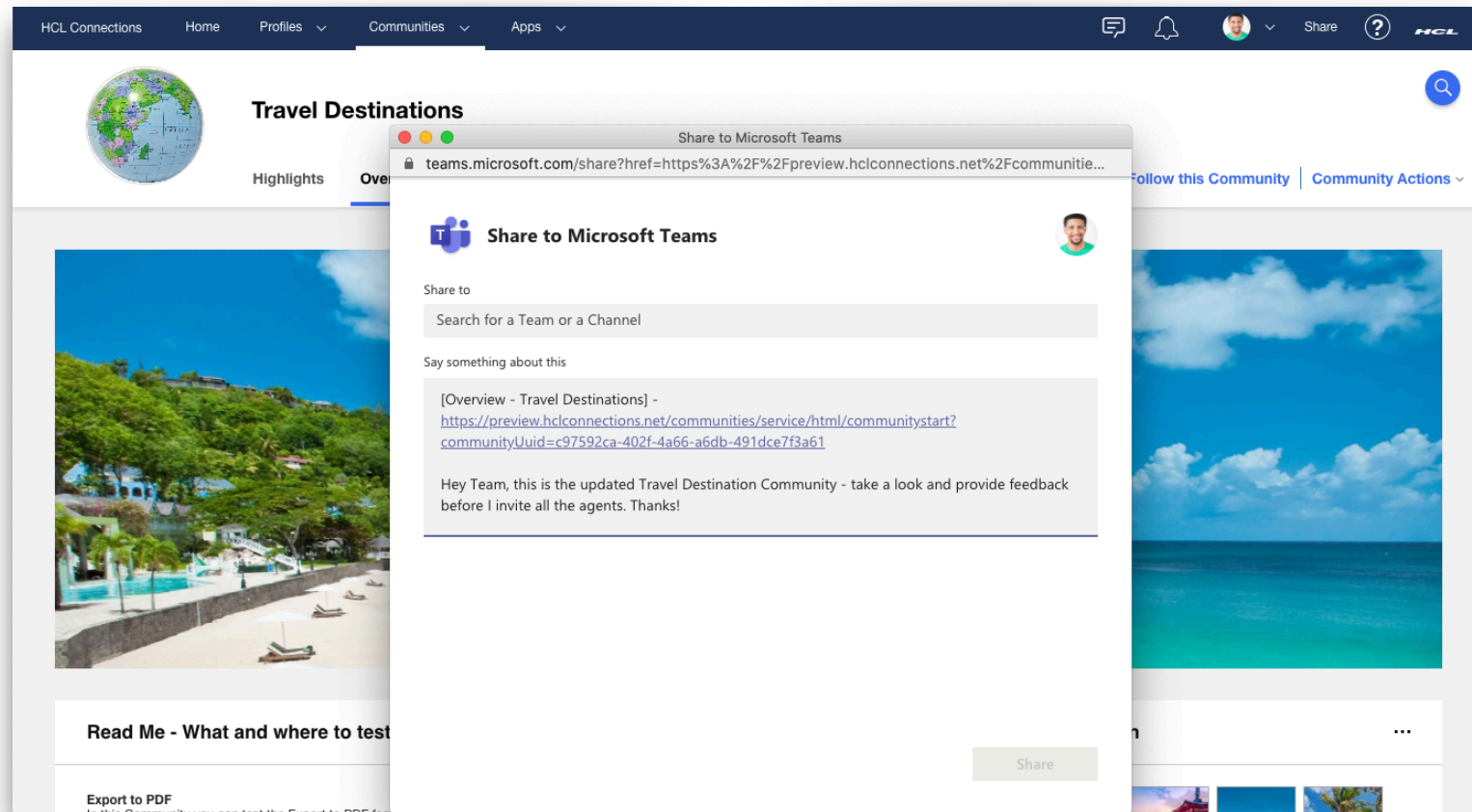
- Connections Profile card
- Important-To-Me bubble
- Profile page



Share with Channel

If you see a Connections page that your team should see, simply click the share button on top to post to a channel

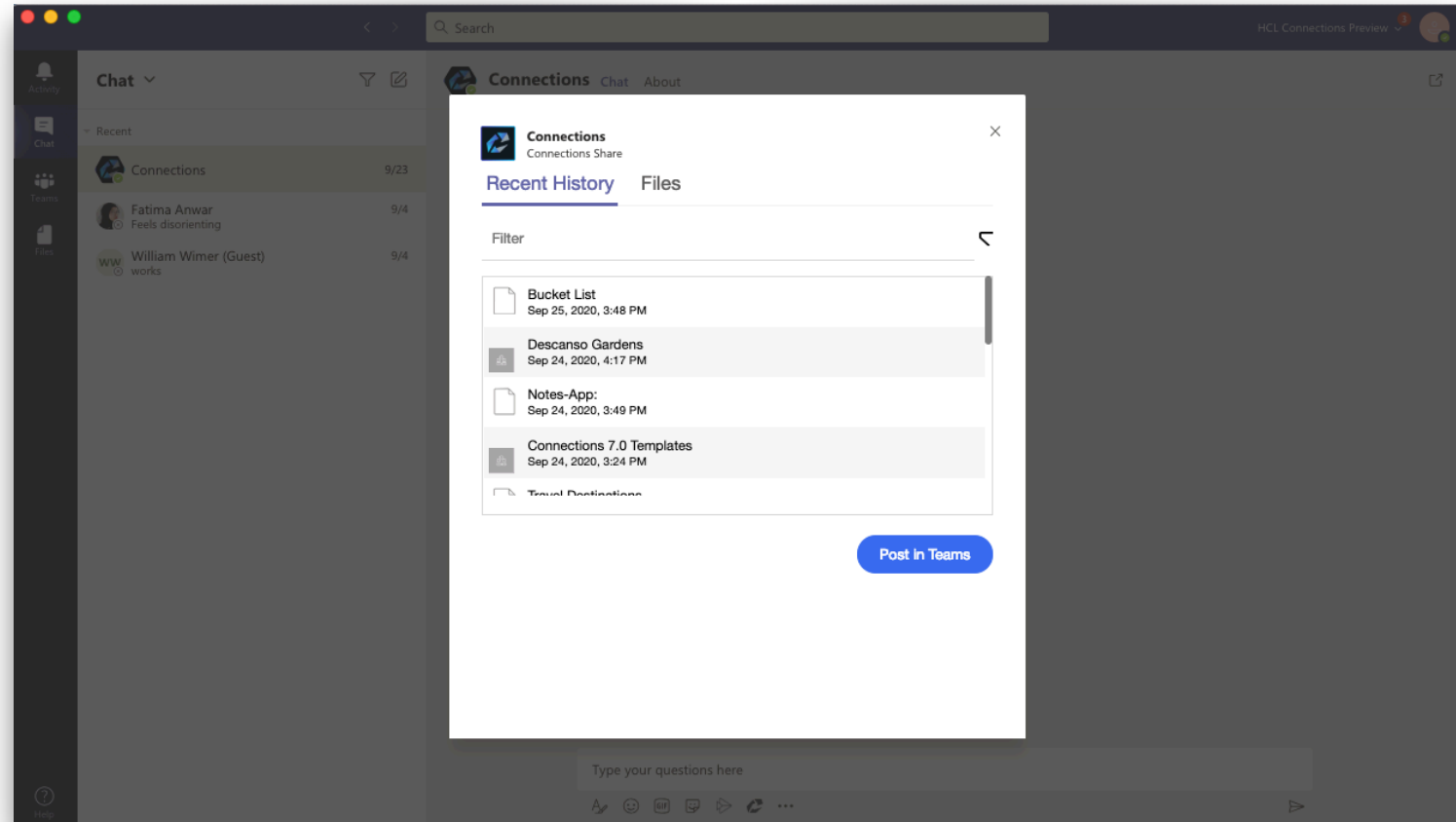
- Quickly share any Connections page
- Share to a specific Team or Channel to reach the right audience
- Bridge conversation with collaboration



Messaging Extension

When in Teams, simply share any recent Connections content, or browse your files right from your chat window

- Select from “Recent History” to find Communities, Profiles, Files, etc you recently looked at to share
- Browse your files, files that have been shared with you, pinned files, etc
- Insert in Teams channels
- Share in individual chats



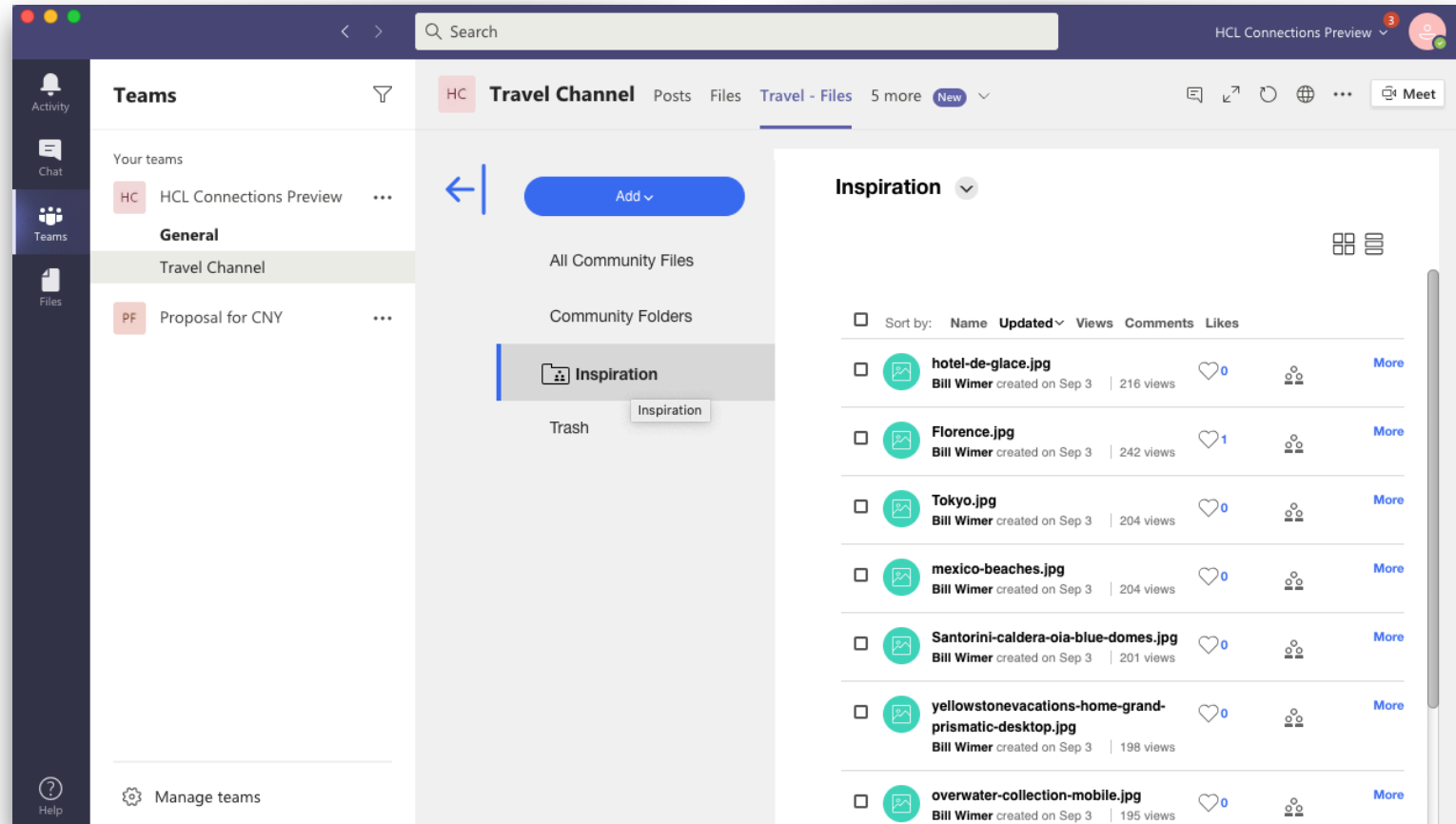
Connections Tab App

Bring an entire Connections Community app to a Teams channel so that all members can easily find important project information

Bring Connections to Teams - Communities and Teams working together to give teams all the tools they need to be successful

Add tabs for these Community apps

- Files
- Wiki
- Blog
- Forum
- Recent Updates
- Highlights



Outlook Integration

Newly built - supporting Outlook clients running on Windows, Mac, and in the browser.

- **Reduce clutter**
Save the entire email or just the attachments to where they are useful to others - as a shared File, a to-do in an Activity, as a knowledge article in a Wiki, or simply as a status update to share the good news!
- **Minimize redundancy**
Send emails with links to Connections files rather than attaching a local file again and again
- **You have options**
 - Share via link or as attachment if needed
 - Use the Outlook client integration on Mac and PC or in your browser



Outlook integration details

• Files

- Save entire email as .eml
- Save attachments only without email header/body
- Configurable sharing
- Upload to My Files or Community Files

• Status Update

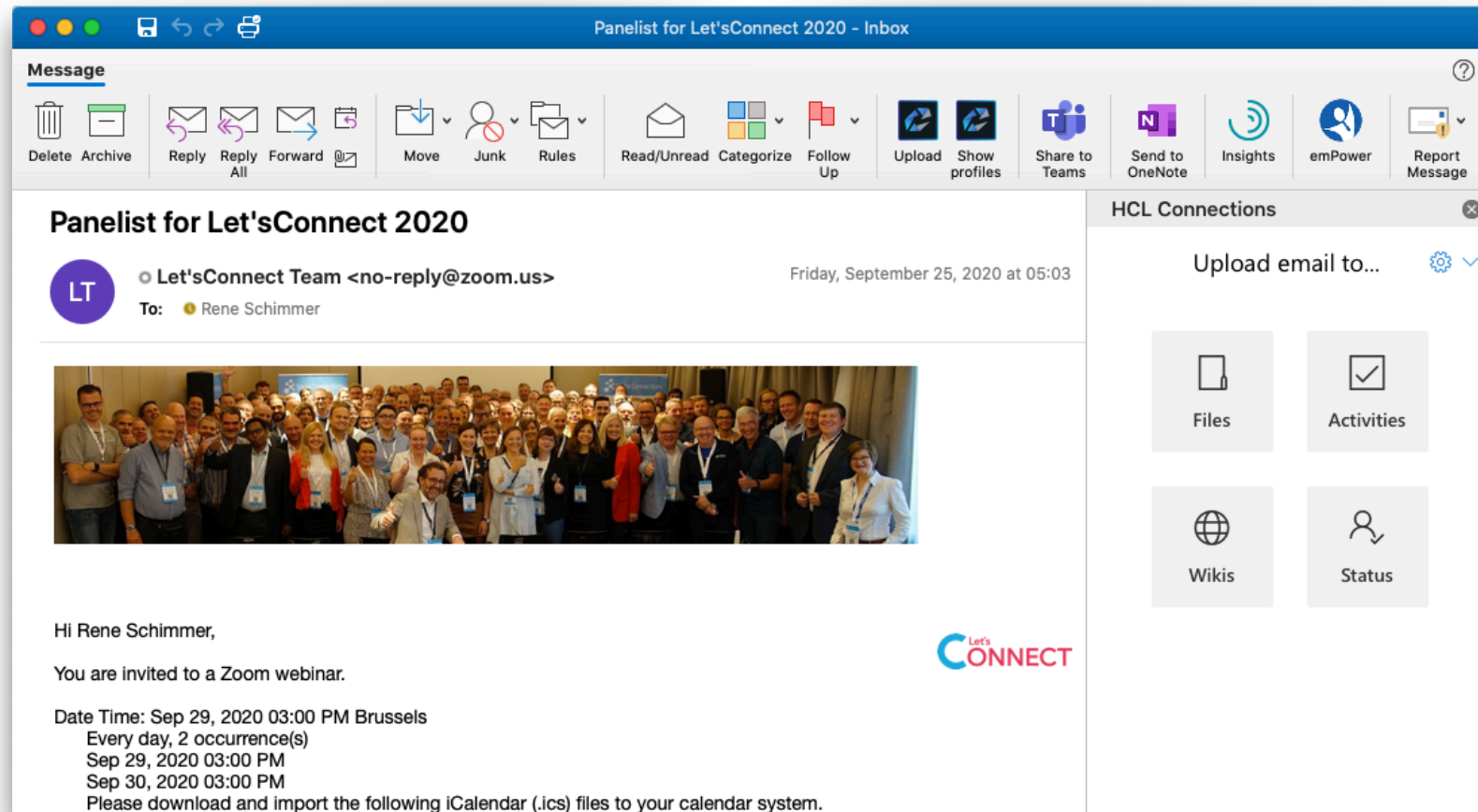
- Post to Profile
- Post to Community
- Option to include attachments

• Activities

- Search for an Activity
- Search for Community with Activities
- Save as email or Todo
- Todo - assign user & due date

• Wikis

- Search for a Wiki
- Search for a Community with Wikis
- Editable before posting
- Include attachments

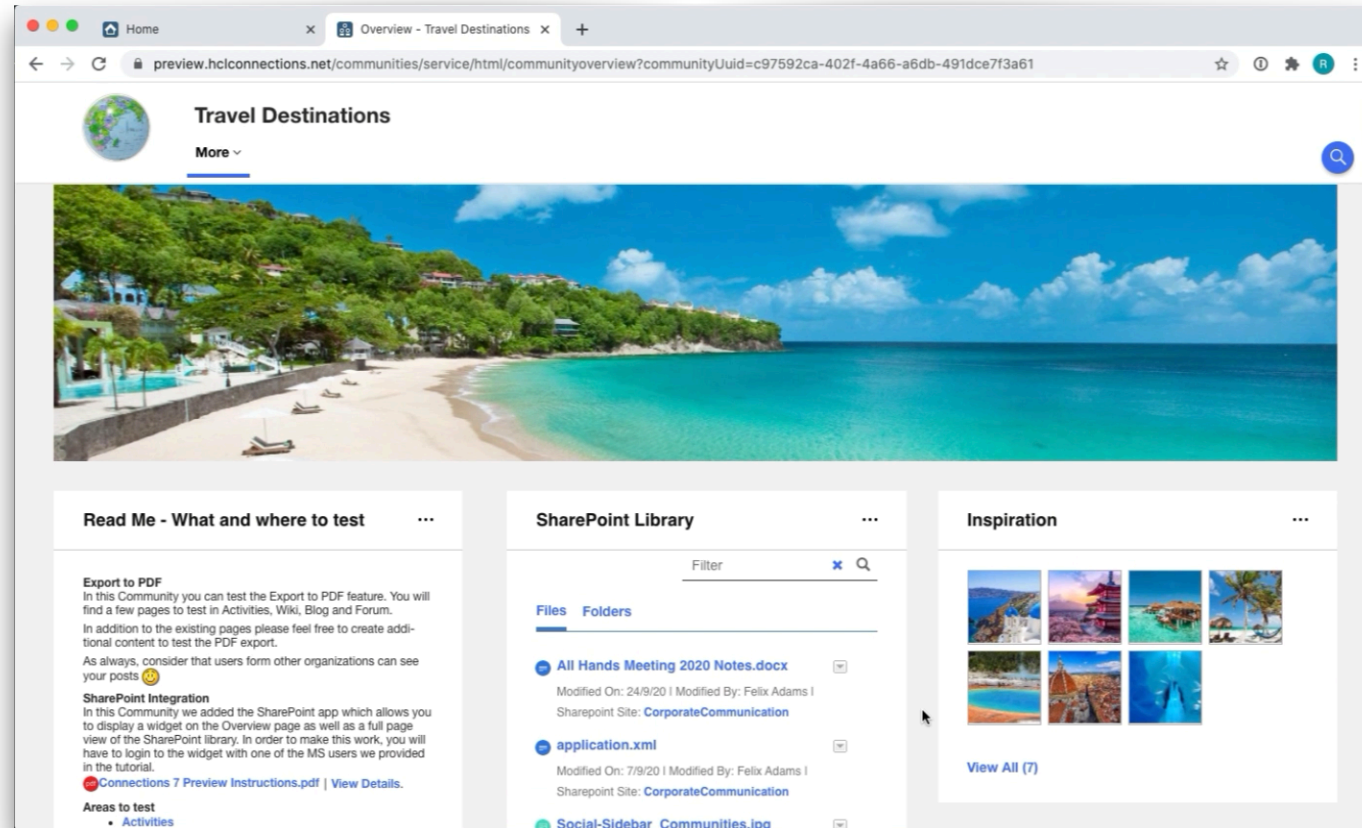


The screenshot displays an Outlook email window titled "Panelist for Let'sConnect 2020 - Inbox". The email is from the "Let'sConnect Team <no-reply@zoom.us>" and is addressed to "Rene Schimmer". The subject is "Panelist for Let'sConnect 2020". The email content includes a group photo of many people, a greeting "Hi Rene Schimmer,", and an invitation to a Zoom webinar. The webinar details are: "Date Time: Sep 29, 2020 03:00 PM Brussels", "Every day, 2 occurrence(s)", "Sep 29, 2020 03:00 PM", and "Sep 30, 2020 03:00 PM". The email concludes with the instruction: "Please download and import the following iCalendar (.ics) files to your calendar system." The Outlook interface also shows a ribbon with various actions like Delete, Archive, Reply, Forward, Move, Junk, Rules, Read/Unread, Categorize, Follow Up, Upload, Show profiles, Share to Teams, Send to OneNote, Insights, emPower, and Report Message. On the right side, there is a "HCL Connections" panel with options to "Upload email to..." and buttons for "Files", "Activities", "Wikis", and "Status".

SharePoint Integration

Bringing SharePoint libraries to your Communities helps reducing silos by sharing information where it is needed.

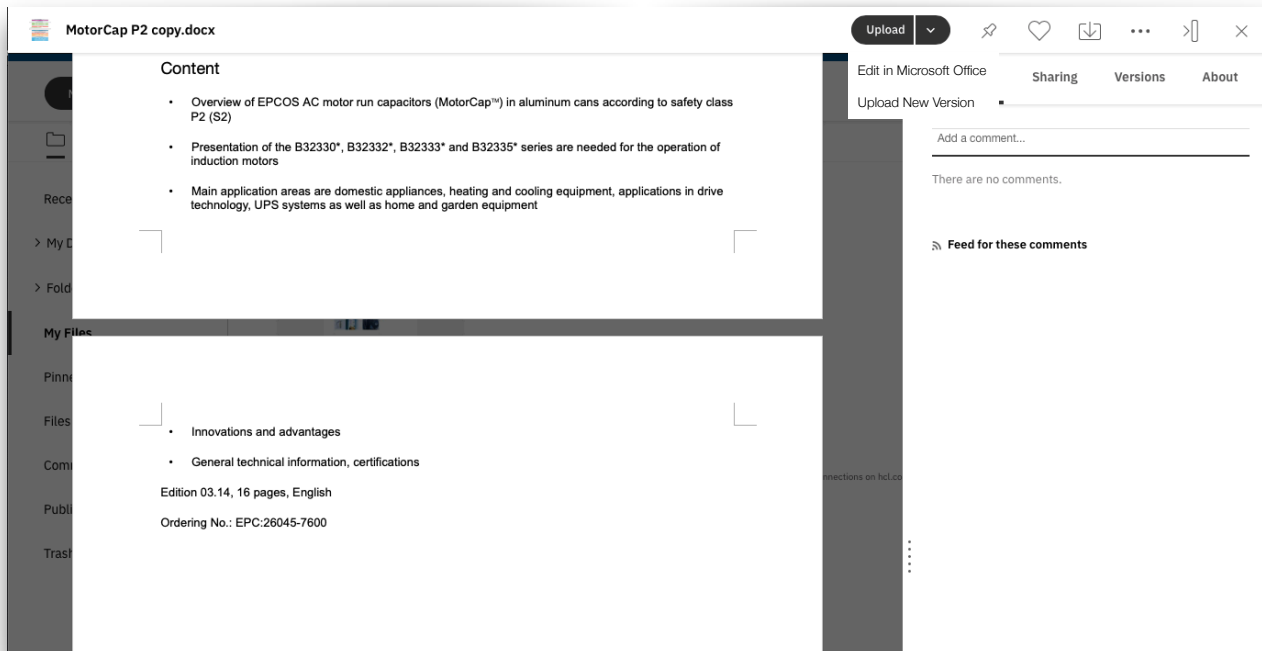
- **Single access point**
One place to access all of your Community content - simply bring your SharePoint library with you
- **Seamless**
Access to SharePoint documents and folders is now seamless - view, edit, upload SharePoint files from within a Connections Community
- **Widget or full-page view**
Easily embed a widget on your Community landing page to draw people's attention to files or view the full-page view of a library



Office

Round Trip Edit with Microsoft 365

- Edit Connections files right from the file viewer by simply clicking the edit button in Connections.
- Office files (Word, Excel, PowerPoint) will automatically be downloaded and opened locally in the respective application.
- Saving and closing will automatically upload a new version of the file back up to Connections.



Export to PDF

Print, Archive, Share; export Connections pages for easy re-use

- **Content-focussed**

PDF Export creates content-only pages of Connections content without header, footer or side-navigation, reducing the unnecessary clutter.

- **Templates for consistency**

Templates add a corporate wide identity or project specific designs for consistency and clarity.

- **Control**

Community owners control if members can export via PDF

- **Supported applications**


- Activities
- Wikis
- Blogs
- Ideation Blogs
- Forums

- **Desktop and mobile devices**



Cloud Native Initiative

Continuing on the path to drive down the total cost of ownership of Connections, specifically for the Component pack, HCL Connections now supports Amazon EKS and Red Hat Open Shift.



OPENSIFT





Thank you

HCL Connections